


# GEMA-TEC A/S HAMMER MILL NuEvo FG



The Hammer Mill NuEvo FG is a newly developed and newly designed fine Hammer Mill from GEMA-TEC A/S, with the following improvements:

- ◆ Heavy duty grinding chamber in 10 mm material thickness.
- ◆ Stronger end covers which are bolted with double 10 mm bolts for fastening in the mill housing.
- ◆ Supplied with flanged bearing housing either flange bearings or pillow bearing housing, where the end covers are included welded bearing brackets.
- ◆ The flange bearing housings are made of machined steel and are therefore stronger than traditional cast iron housings.
- ◆ The Hammer Mill is equipped with new constructed reinforced doors.
- ◆ New designed grinding bridge, divided into removable elements. The top does not have to be changed at the same time as the grinding bridge.
- ◆ The grinding bridges are manufactured in machined steel plate and is subsequently hardened.
- ◆ Grinding bridges in both top and bottom for more efficient and optimal grinding.
- ◆ The base frame is reinforced for mounting of a 355 kW motor.

## Application options

- ◆ Grain
- ◆ Fishmeal
- ◆ Meat and bone meal
- ◆ Wood chips
- ◆ Straw
- ◆ Fiberglass

## Screens

- ◆ Uses screens from  $\varnothing$  0,5 with 0,5 mm thickness and up to  $\varnothing$  50,0 mm in thickness.


Type:  
FG 450  
FG 630  
FG 800  
FG 1000

## Motor specification

- ◆ Max 315 kW – 3000 omdr. /min.

## Additional equipment

- ◆ Can be fitted with our patented Energy Rotor, which increases capacity, thus saving energy, and provides a more optimal grinding.
- ◆ Also comes with automatic screen tightening system, which reduces the time for screen change.



**GEMA-TEC**  
FEED & PROCESS TECHNOLOGY

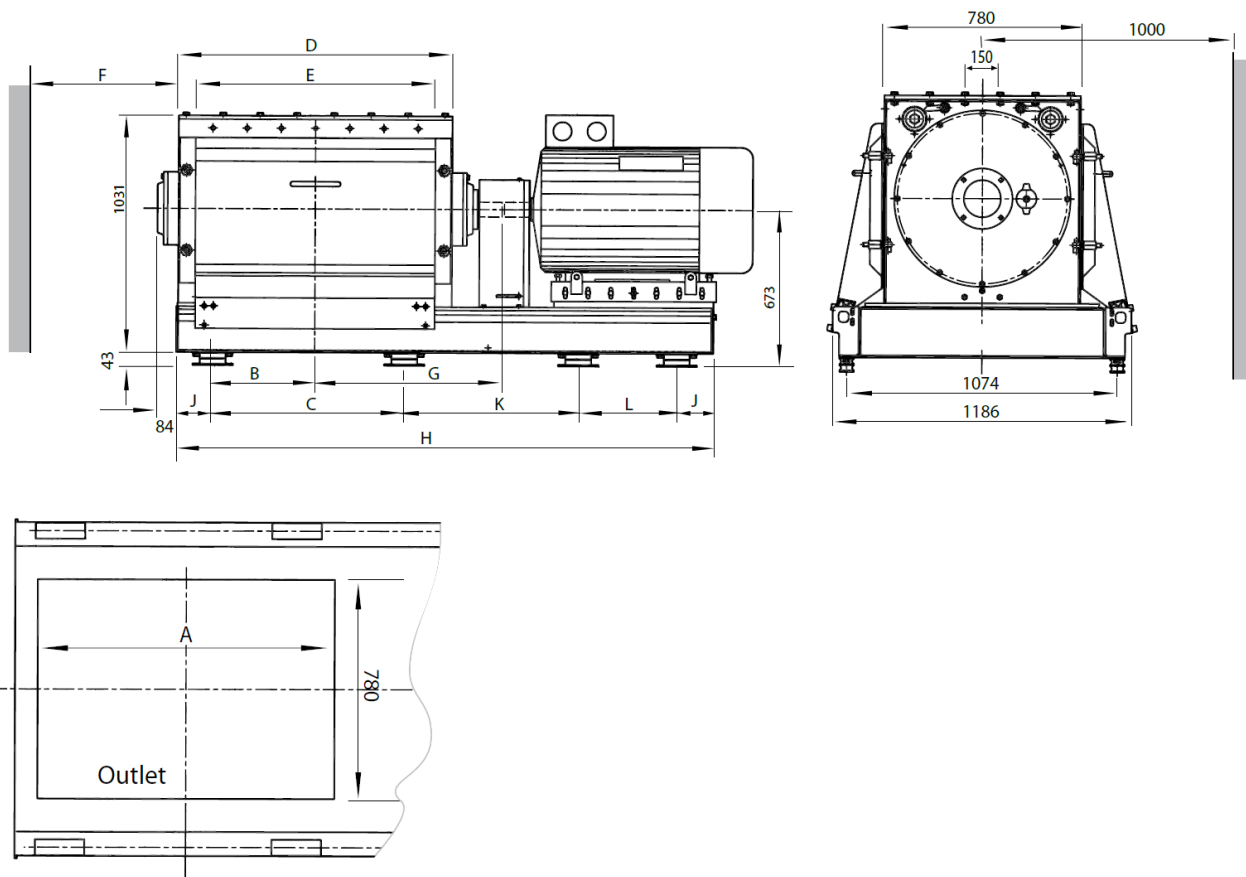
Pjedstedvej 109 · 7080 Børkop · DENMARK  
Tel: +45 75 86 80 15  
info@gema-tec.dk  
[www.gema-tec.dk](http://www.gema-tec.dk)

# GEMA-TEC A/S

## HAMMER MILL NuEvo FG

Type	Hammer mill dimensions in mm											Weight (kg.) excl. motor
	A	B	C	D	E	F	G	H	J	K	L	
FG 450	488	163	689	622	462	440	515	1590	156	589		1150
FG 630	658	248	809	802	642	620	605	1829	156	709		1290
FG 800	838	339	730	972	812	790	670	2125	156	545	540	1410
FG 1000	1065	448	840	1251	1039	990	775	2355	160	665	540	2265

Technical data:		Type:	FG 450	FG 630	FG 800	FG 1000
Motor Power	[kW]		45 - 75	75 - 100	90 - 160	160 - 315
Motor 50 / 60 Hz	[rpm. /m.]		3000/3600	3000/3600	3000/3600	3000/3600
Screen area	[dm <sup>2</sup> ]		60	83	106	133
Number of hammers	6 mm		60	92	116	148
Suction air	[m <sup>3</sup> /h]		3000	4000	5000	6300



Subject to change without prior notice